



Workshop Transformation from level 5 to level 6

Chantal van der Putten & Mariëtte Muris

CREATING MEANINGFUL EXPERIENCES



Welcome to our workshop

Transforming level 5-6 transitions into pathways for lifelong learning

Today's focus

How can institutions not only ensure a smooth transition, but also turn these pathways into a powerful driver for lifelong learning and lasting professional growth?

Workshop programme

- **From Transition to Transformation:** Dutch context
- **Good practice transfer programme level 5 -> level 6**
Associate degree Logistics – bachelor Logistics
- **Success factors:** for transformation level 5 - level 6

Learning outcomes

After this session, you will:

- Understand how to transform level 5–6 transitions into sustainable lifelong learning pathways
- Reflect on the requirements for students, programmes, and institutions, and identify first steps within their own context
- Gain insights into the knowledge, skills, and attitudes students need, alongside coaching approaches that support success
- Learn from best practices and explore opportunities to strengthen progression routes through international partnerships

BUas Facts & Figures



Breda, the Netherlands



Since 1966



6,888 students

1,676 international students (24,3%)

125 countries of origin
80 different nationalities



871 employees

206 international employees (23%)



+/- 180 partner universities

BUas data nov 2024



BUas Domain Expertise

- High-level expertise and research in 9 domain specialisations
- Leading to practical and relevant solutions, strongly connected with the industry
- Guided by societal challenges
- Beyond applied
- Cross-domain and transdisciplinary



Games




Leisure & Events



Tourism



Media



Data Science & AI



Hotel



Logistics



Built Environment



Facility

After finishing level 4, students in the Netherlands can choose between Level 5 and 6

Associate degree

- EQF level 5
- 2 year higher education programme
- Practice-based and workbased learning / placement / graduation
- Full-time: focused on direct labour market entry
- Part-time/dual: focused on upskilling, professional development, or reskilling.

Bachelor

- EQF level 6
- 4 year higher education programme
- Year 1 and 2: practice & foundational skills
- Year 3: internship / specialisation
- Year 4: minor and graduation

Transition level 5 to level 6

After finishing a level 5 programme, students can get their bachelor degree in 2 years (120 EC) at a **strong related** bachelor:

- Legal obligation of effort for both Ad and Bachelor: *"The institutions shall take care to ensure that the Associate degree graduate who opts for the higher education bachelor programme can complete the remaining part of the programme in the most efficient way possible, preferably within a shortened period."* (Act Associate degree, 2018_
- University's Board of Examiners gives grants exemptions in bachelor's programs for credits earned in associate degree programs.
- Partly or not related Ad-bachelor: more than 120 EC transition programme

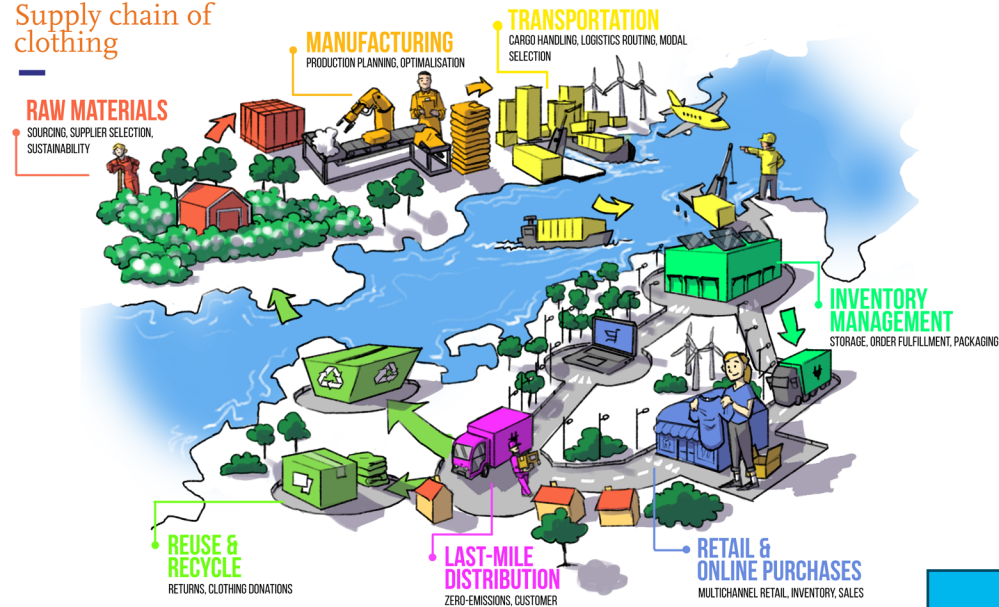


Good practice transformation
from level 5 to level 6

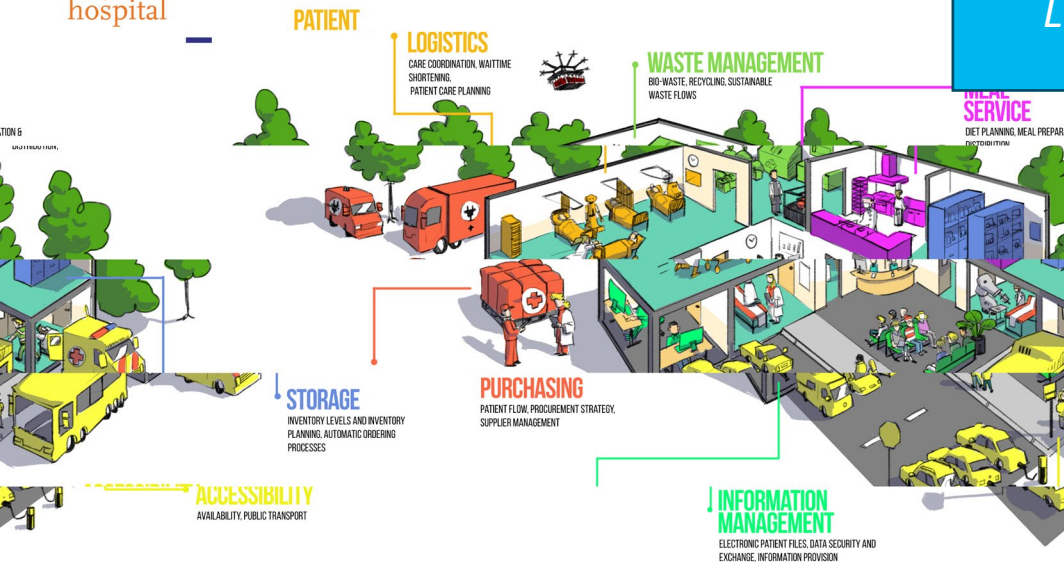
Logistics Management & Logistics Engineering

Get a bachelor degree in 2 years

Supply chain of clothing

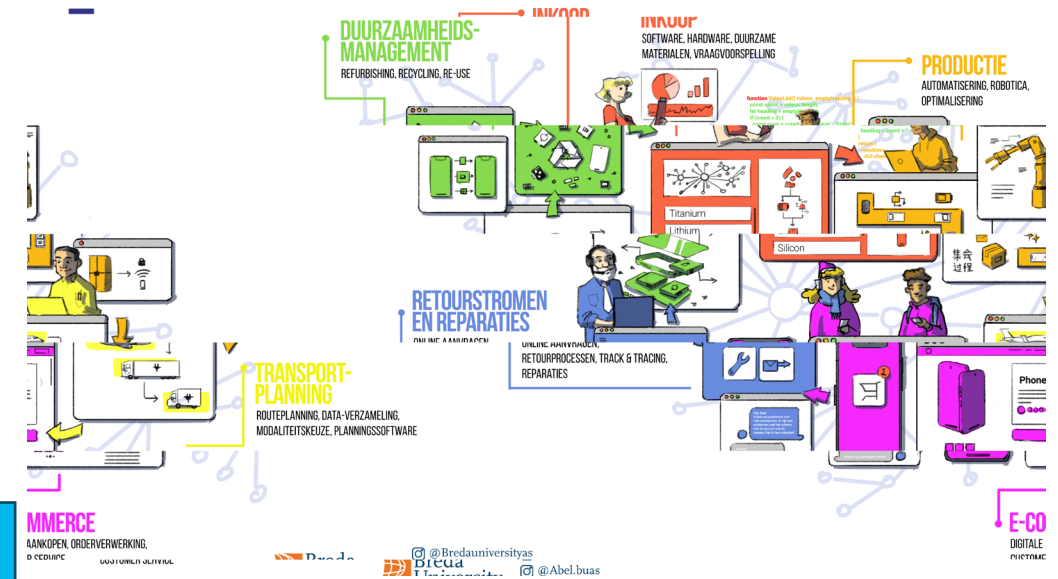


Logistics around a hospital

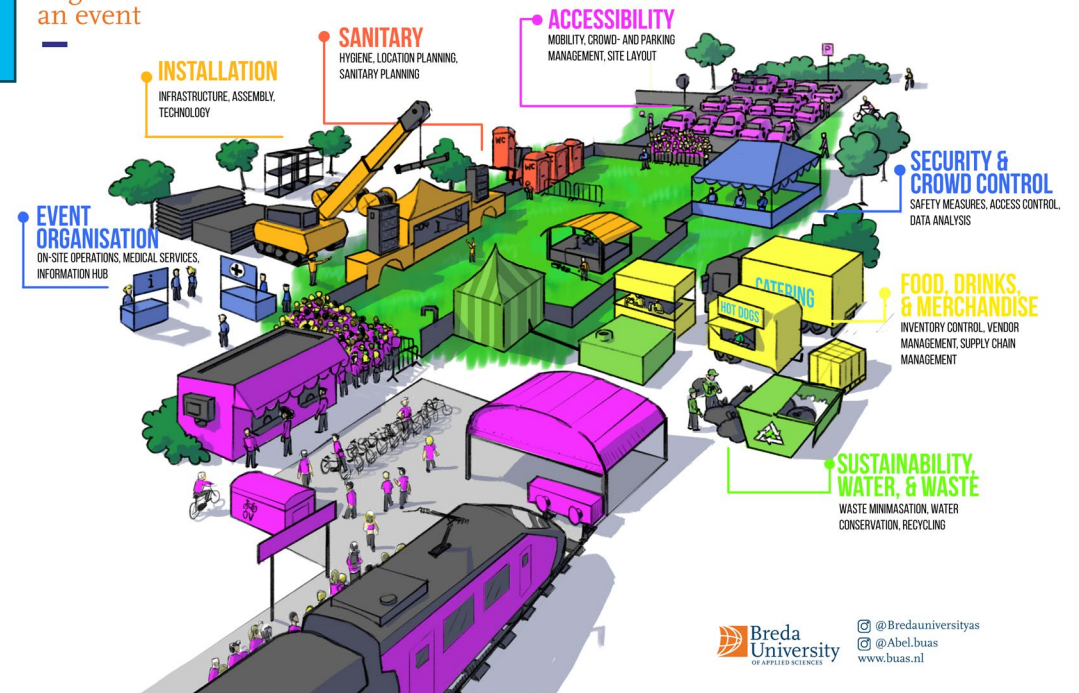


The diversity of Logistics at BUas

Supply chain van een smartphone



Logistics around an event



Studying Logistics @BUas

Our characteristics

- Dutch and English track
- Short communication lines student – teacher
- Informal and professional
- Small scale

Characteristics of our students

- Pro-active
- Analytical
- Problem solving ability
- Interested in numbers and operational processes




Logistics Management



The focus is on the business side of logistics. You will learn about entrepreneurship, change management and collaboration with customers and suppliers.

Logistics Engineering



The focus is on the technical and digital side of logistics. Automation and robotization of activities within the company.


Good practice: Ad to Bachelor Logistics transfer programme

Bridging the gap

- Ad graduates excel in practical skills through work placements but require development in research and analytical competences.
- Transfer students enter Year 2, where they build these foundational skills whilst skipping the Year 3 placement.

2 years Bachelor study programme for Ad graduates

Employment or follow-up study



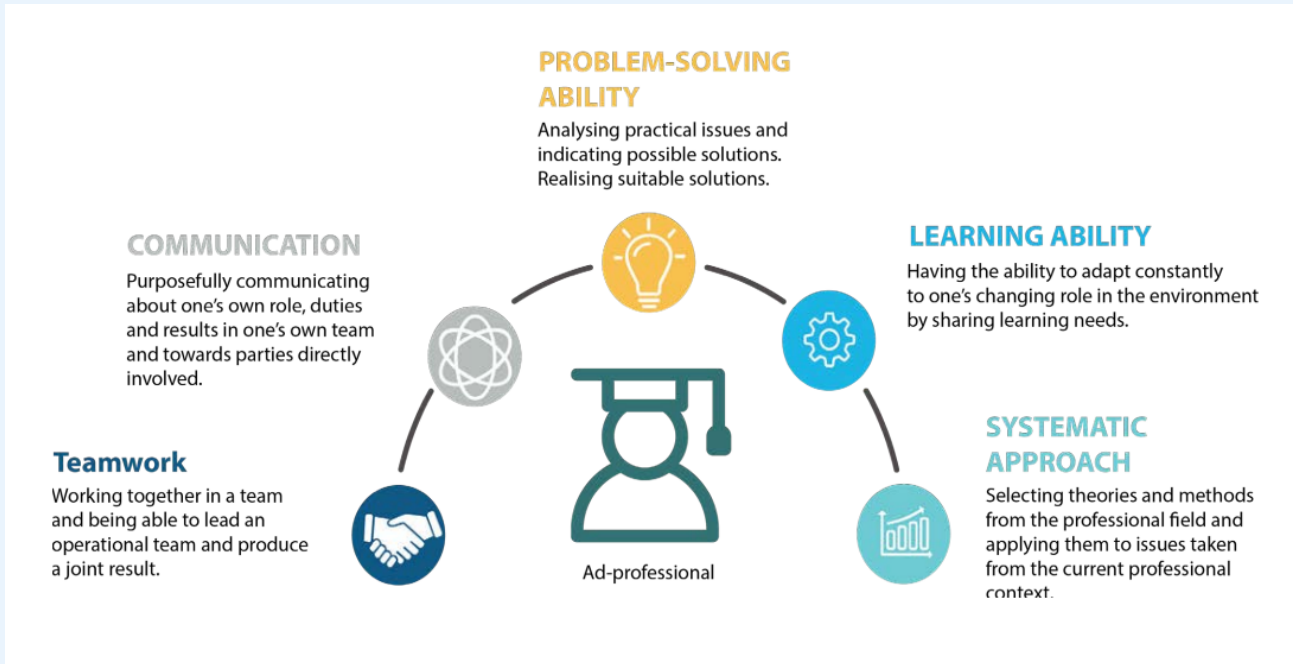
Good practice: Ad to Bachelor Logistics transfer programme

Strategic collaboration

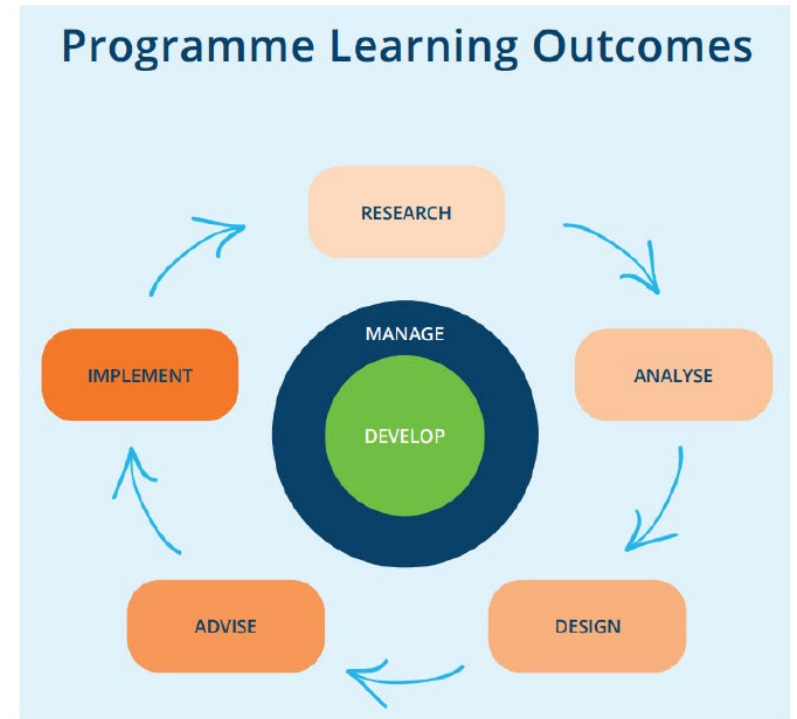
Annual programme alignment meetings between Ad institutions and BUAs (including counselor oversight) to:

- Compare learning outcomes
- Maintain curriculum coherence
- Identify any necessary adjustments.

Learning outcomes Ad and BUas ba Logistics



Logistics Engineering (LE) and Logistics Management (LM)



Good practice: Ad to Bachelor Logistics transfer programme

- **Tailored Support**

A dedicated mentor provides intensive support during initial weeks. To date, Ad graduates demonstrate success rates comparable to traditional students.

- **Student profile**

Transfer students are typically slightly older, highly motivated, and goal-oriented, aiming to complete the bachelor in two years. Their self-sufficiency and work experience contribute to their success.

- **Smooth transition**

A two-day pre-start programme helps students with the BUas environment, ways of working, and fellow students, enabling them to participate effectively from the start.



6 themes for succesful transformation level 5 - level 6

THEME 1 Learning Outcomes Level 5 versus Level 6

THEME 2 Didactics & Teaching Methods

THEME 3 Transparency & Communication

THEME 4 Shared Responsibility & Collaboration

THEME 5 Student Support & Guidance

THEME 6 Transition from Level 6 to Level 5

Discussion

- Form a group of 4-5 people
- Each group receives 6 theme cards with the 6 success factors
- Discuss as a group the 6 themes, and answer:
 1. What does this theme mean for successful transfer?
 2. What are the pitfalls?
 3. What are concrete points of attention for your context?
- Note important insights per theme on post-its and place these on the A3 sheets.

Note: Distribute the 6 themes across the group so that each theme receives sufficient attention.

Plenary sharing

Pitch of 2 minutes per group

1. Which themes generated most discussion?
2. Where are the biggest bottlenecks / opportunities?

Reflection (5 minutes)

- Write on a post-it note:

What concrete follow-up action will I take following this workshop?

Consider:

- With whom will I have the conversation?
- Which theme do I want to develop further?
- What can I realise within 4 weeks?
- What information do I still need?

Thank you for participating!

Let's connect

We're happy to discuss our approach to level 5-6 transformations

Chantal van der Putten: putten.c@buas.nl

Mariëtte Muris: muris.m@buas.nl